

# CERTIFICATE OF ANALYSIS

**PRODUCT NAME:** Organic CBD Tincture - Mint  
**PRODUCT STRENGTH:** 1350mg  
**TINCTURE BATCH:** 221026A  
**BEST BY DATE:** 06/07/2024  
**HEMP EXTRACT LOT:** BCA-000390-220607

### Physical Attributes

| Test                    | Method   | Specification  | Results |
|-------------------------|----------|--|---------|
| Color                   | Internal | Golden to Amber  | PASS    |
| Odor                    | Internal | Characteristic - Olive and Hemp, Minty   | PASS    |
| Appearance              | Internal | Golden to Amber oil in brown glass bottle with dropper.  | PASS    |
| Primary Package Eval.   | Internal | Container clean and free of filth. Container caps tight and shrink bands intact                                  | PASS    |
| Secondary Package Eval. | Internal | Labeling Compliance Checked, Cartons sturdy and clean. Sufficient cushion material exists. Box taped and secure. | PASS    |

### Review of Third-Party Analysis

| Panel                                       | Method          | Specification  | Results*         | Pass/Fail |
|---|-----------------|--|------------------|-----------|
| <b>Potency - Total CBD</b>                  | HPLC-UV DAD     | LOQ**: ≥ product strength mg / bottle  | <b>1396mg</b>    | PASS      |
| <b>Potency - D9-THC</b>                     | HPLC-UV DAD     | LOQ: <0.01% (broad spectrum)   | <b>Below LOQ</b> | PASS      |
| <b>Expanded Pesticide Panel</b>             | HPLC-QQQ        | LOQ: Complies with CDPHE 6 CCR 1010-21 Industrial Hemp Extract                                     | <b>Below LOQ</b> | PASS      |
| <b>Microbial</b><br>Escherichia coli (STEC) | PCR             | Complies with CDPHE 6 CCR 1010-21 - LOQ 1 CFU/25 gram***   | <b>Absent</b>    | PASS      |
| <b>Microbial</b><br>Salmonella              | PCR             | Complies with CDPHE 6 CCR 1010-21 - LOQ 1 CFU/25 gram  | <b>Absent</b>    | PASS      |
| <b>Microbial</b><br>Yeast and Mold          | Culture Plating | Complies with CDPHE 6 CCR 1010-21 - LOQ 10 <sup>2</sup> CFU/gram                                   | <b>Below LOQ</b> | PASS      |
| <b>Microbial</b><br>Total Coliforms         | Culture Plating | Complies with CDPHE 6 CCR 1010-21 - LOQ 10 <sup>2</sup> CFU/gram                                   | <b>Below LOQ</b> | PASS      |
| <b>Microbial</b><br>Total Aerobic Count     | Culture Plating | Complies with CDPHE 6 CCR 1010-21 - LOQ 10 <sup>3</sup> CFU/gram                                   | <b>Below LOQ</b> | PASS      |
| <b>Heavy Metals</b>                         | ICP-MS          | Arsenic (As): ≤1.5 ppm†<br>Cadmium (Cd): ≤0.5 ppm<br>Lead (Pb): ≤0.5 ppm<br>Mercury (Hg): ≤1.5 ppm | <b>Below LOQ</b> | PASS      |
| <b>Mycotoxins</b>                           | ICP-MS          | Total Aflatoxins <20 ppb††<br>Afltoxin B1 < 5 ppb<br>Ochratoxin < 5ppb                             | <b>Below LOQ</b> | PASS      |
| <b>Residual Solvents</b>                    | GC-HS-MSD       | LOQ: Complies with CDPHE 6 CCR 1010-21 Industrial Hemp Extract                                     | <b>Below LOQ</b> | PASS      |

\*Only applies to products with labels claiming certified organic

\*\*Level of Quantification

\*\*\*Colony Forming Units per Gram

† Parts Per Million †† Part Per Billion

Values expressed in scientific notation.

Examples:

10<sup>2</sup>=100

10<sup>3</sup>=1,000

Quality Certified

  
 Name

11/9/2022

Date

**OTM1350**


|   |                                       |                        |             |
|---|---------------------------------------|------------------------|-------------|
| Batch ID or Lot Number:<br><b>221026A</b> | Test, Test ID and Methods:<br>Various | Matrix:<br>Concentrate | Page 1 of 5 |
| Reported:<br><b>14Jun2022</b>             | Started:<br>13Jun2022                 | Received:<br>10Jun2022 |             |


**Cannabinoids - Colorado Compliance**

Test ID: T000209816  
Methods: TM14 (HPLC-DAD): Potency – Standard

| Cannabinoid Analysis                         | LOD (%) | LOQ (%) | Result (%)   | Result (mg/g) | Notes |
|--|---------|---------|--------------|---------------|-------|
| Cannabichromene (CBC)                        | 0.017   | 0.054   | ND           | ND            |       |
| Cannabichromenic Acid (CBCA)                 | 0.015   | 0.050   | ND           | ND            |       |
| Cannabidiol (CBD)                            | 0.047   | 0.140   | 5.060        | 50.60         |       |
| Cannabidiolic Acid (CBDA)                    | 0.048   | 0.144   | ND           | ND            |       |
| Cannabidivarin (CBDV)                        | 0.011   | 0.033   | <LOQ         | 0.18          |       |
| Cannabidivarinic Acid (CBDVA)                | 0.020   | 0.060   | ND           | ND            |       |
| Cannabigerol (CBG)                           | 0.009   | 0.031   | 0.331        | 3.31          |       |
| Cannabigerolic Acid (CBGA)                   | 0.039   | 0.128   | ND           | ND            |       |
| Cannabinol (CBN)                             | 0.012   | 0.040   | ND           | ND            |       |
| Cannabinolic Acid (CBNA)                     | 0.027   | 0.088   | ND           | ND            |       |
| Delta 8-Tetrahydrocannabinol (Delta 8-THC)   | 0.047   | 0.153   | ND           | ND            |       |
| Delta 9-Tetrahydrocannabinol (Delta 9-THC)   | 0.043   | 0.139   | ND           | ND            |       |
| Delta 9-Tetrahydrocannabinolic Acid (THCA-A) | 0.038   | 0.123   | ND           | ND            |       |
| Tetrahydrocannabivarin (THCV)                | 0.009   | 0.028   | ND           | ND            |       |
| Tetrahydrocannabivarinic Acid (THCVA)        | 0.033   | 0.109   | ND           | ND            |       |
| <b>Total Cannabinoids</b>                    |         |         | <b>5.409</b> | <b>54.09</b>  |       |
| Total Potential THC                          |         |         | ND           | ND            |       |
| Total Potential CBD                          |         |         | 5.060        | 50.60         |       |

**Final Approval**

  
 Ryan Weems  
 14Jun2022  
 12:07:00 PM MDT  
 PREPARED BY / DATE

  
 Karen Winternheimer  
 14Jun2022  
 12:11:00 PM MDT  
 APPROVED BY / DATE

## OTM1350

|   |   |                               |                      |
|---|---|-------------------------------|----------------------|
| Batch ID or Lot Number:<br><b>221026A</b> | Test:<br><b>Microbial Contaminants</b>  | Reported:<br><b>03Nov2022</b> | USDA License:<br>N/A |
| Matrix:<br>Finished Product               | Test ID:<br>T000226046  | Started:<br>28Oct2022         | Sampler ID:<br>N/A   |
|   | Method(s):<br>TM25 (qPCR) TM24, TM26, TM27<br>(Culture Plating): Microbial (Colorado Panel) | Received:<br>28Oct2022        | Status:<br>Active    |

## Microbial Contaminants

| Contaminants          | Method                | LOD                     | Quantitation Range                        | Result        | Notes   |
|-----------------------|-----------------------|-------------------------|---|---------------|---|
| STEC                  | TM25: PCR             | 10 <sup>0</sup> CFU/25g | NA  | Absent        | Free from visual mold, mildew, and foreign matter |
| <i>Salmonella</i>     | TM25: PCR             | 10 <sup>0</sup> CFU/25g | NA  | Absent        |   |
| Total Yeast and Mold* | TM24: Culture Plating | 10 <sup>1</sup> CFU/g   | 1.0x10 <sup>2</sup> - 1.5x10 <sup>4</sup> | None Detected |   |
| Total Aerobic Count*  | TM26: Culture Plating | 10 <sup>2</sup> CFU/g   | 1.0x10 <sup>3</sup> - 1.5x10 <sup>5</sup> | None Detected |   |
| Total Coliforms*      | TM27: Culture Plating | 10 <sup>1</sup> CFU/g   | 1.0x10 <sup>2</sup> - 1.5x10 <sup>4</sup> | None Detected |   |

## Final Approval



Brett Hudson  
03Nov2022  
11:29:00 AM MDT

PREPARED BY / DATE



Brianne Maillot  
03Nov2022  
04:54:00 PM MDT

APPROVED BY / DATE



<https://results.botanacor.com/api/v1/coas/uuid/4b3291a2-8d67-4c75-b8c5-6fd5392cede8>

### Definitions

\* Values recorded in scientific notation, a common microbial practice of expressing numbers that are too large to be conveniently written in decimal form. Examples: 10<sup>2</sup> = 100 CFU, 10<sup>3</sup> = 1,000 CFU, 10<sup>4</sup> = 10,000 CFU, 10<sup>5</sup> = 100,000 CFU  
CFU/g = Colony Forming Units per Gram, LOD = Limit of Detection  
ULOQ = Upper Limit of Quantitation, LLOQ = Lower Limit of Quantitation  
STEC = Shiga Toxin-Producing E. coli

Testing results are based solely upon the sample submitted to SC Laboratories, Inc., in the condition it was received. SC Laboratories, Inc., warrants that all analytical work is conducted professionally in accordance with all applicable standard laboratory practices using validated methods. Data was generated using an unbroken chain of comparison to NIST traceable Reference Standards and Certified Reference Materials. This report may not be reproduced, except in full, without the written approval of SC Laboratories, Inc. ISO/IEC 17025:2017 Accredited by A2LA.



Cert #4329.02

CDPHE Certified

4b3291a28d674c75b8c56fd5392cede8.1

**OTM1350**

|   |                                       |                        |             |
|---|---------------------------------------|------------------------|-------------|
| Batch ID or Lot Number:<br><b>221026A</b> | Test, Test ID and Methods:<br>Various | Matrix:<br>Concentrate | Page 2 of 5 |
| Reported:<br><b>14Jun2022</b>             | Started:<br>13Jun2022                 | Received:<br>10Jun2022 |             |

**Mycotoxins - Colorado Compliance**

Test ID: T000209820  
Methods: TM18 (UHPLC-QQQ)  
LCMS/MS): Mycotoxins

|                                       | Dynamic Range (ppb) | Result (ppb) | Notes |
|---------------------------------------|---------------------|--------------|-------|
| Ochratoxin A                          | 3.71 - 129.04       | ND           | N/A   |
| Aflatoxin B1                          | 1.01 - 32.19        | ND           |       |
| Aflatoxin B2                          | 1.04 - 31.97        | ND           |       |
| Aflatoxin G1                          | 0.97 - 32.32        | ND           |       |
| Aflatoxin G2                          | 1.04 - 32.28        | ND           |       |
| Total Aflatoxins (B1, B2, G1, and G2) |                     | ND           |       |

**Final Approval**

  
Jacob Miller  
14Jun2022  
02:49:00 PM MDT  
PREPARED BY / DATE


  
Ryan Weems  
14Jun2022  
02:52:00 PM MDT  
APPROVED BY / DATE


**Heavy Metals - Colorado Compliance**

Test ID: T000209818  
Methods: TM19 (ICP-MS): Heavy Metals

|         | Dynamic Range (ppm) | Result (ppm) | Notes |
|---------|---------------------|--------------|-------|
| Arsenic | 0.05 - 4.58         | ND           |       |
| Cadmium | 0.05 - 4.53         | ND           |       |
| Mercury | 0.04 - 4.43         | ND           |       |
| Lead    | 0.05 - 4.66         | ND           |       |

**Final Approval**

  
Ryan Weems  
14Jun2022  
02:50:00 PM MDT  
PREPARED BY / DATE

  
Daniel Weidensaul  
14Jun2022  
02:53:00 PM MDT  
APPROVED BY / DATE

**OTM1350**


|   |                                       |                        |             |
|---|---------------------------------------|------------------------|-------------|
| Batch ID or Lot Number:<br><b>221026A</b> | Test, Test ID and Methods:<br>Various | Matrix:<br>Concentrate | Page 3 of 5 |
| Reported:<br><b>14Jun2022</b>             | Started:<br>13Jun2022                 | Received:<br>10Jun2022 |             |

**Residual Solvents -  
Colorado Compliance**

Test ID: T000209819

Methods: TM04 (GC-MS): Residual

| Solvents                      | Dynamic Range (ppm) | Result (ppm) | Notes |
|-------------------------------|---------------------|--------------|-------|
| Propane                       | 82 - 1630           | ND           |       |
| Butanes (Isobutane, n-Butane) | 124 - 2481          | ND           |       |
| Methanol                      | 50 - 1010           | ND           |       |
| Pentane                       | 72 - 1446           | ND           |       |
| Ethanol                       | 73 - 1465           | ND           |       |
| Acetone                       | 78 - 1565           | ND           |       |
| Isopropyl Alcohol             | 83 - 1652           | ND           |       |
| Hexane                        | 5 - 102             | ND           |       |
| Ethyl Acetate                 | 82 - 1633           | ND           |       |
| Benzene                       | 0.2 - 3.3           | ND           |       |
| Heptanes                      | 80 - 1592           | ND           |       |
| Toluene                       | 15 - 296            | ND           |       |
| Xylenes (m,p,o-Xylenes)       | 108 - 2168          | ND           |       |

**Final Approval**

Jacob Miller  
14Jun2022  
05:51:00 PM MDT

PREPARED BY / DATE



Ryan Weems  
14Jun2022  
05:55:00 PM MDT

APPROVED BY / DATE

**OTM1350**

|   |                                       |                        |             |
|---|---------------------------------------|------------------------|-------------|
| Batch ID or Lot Number:<br><b>221026A</b> | Test, Test ID and Methods:<br>Various | Matrix:<br>Concentrate | Page 4 of 5 |
| Reported:<br><b>14Jun2022</b>             | Started:<br>13Jun2022                 | Received:<br>10Jun2022 |             |


**Pesticides**


Test ID: T000209817

Methods: TM17

| (LC-QQ LC MS/MS)    | Dynamic Range (ppb) | Result (ppb) |  | Dynamic Range (ppb) | Result (ppb) |    |
|---------------------|---------------------|--------------|--|---------------------|--------------|----|
| Abamectin           | 365 - 2660          | ND           |  | Malathion           | 304 - 2758   | ND |
| Acephate            | 45 - 2774           | ND           |  | Metalaxyl           | 51 - 2788    | ND |
| Acetamiprid         | 43 - 2778           | ND           |  | Methiocarb          | 39 - 2735    | ND |
| Azoxystrobin        | 40 - 2739           | ND           |  | Methomyl            | 42 - 2747    | ND |
| Bifenazate          | 42 - 2765           | ND           |  | MGK 264 1           | 187 - 1618   | ND |
| Boscalid            | 15 - 2744           | ND           |  | MGK 264 2           | 129 - 1129   | ND |
| Carbaryl            | 40 - 2776           | ND           |  | Myclobutanil        | 37 - 2661    | ND |
| Carbofuran          | 43 - 2761           | ND           |  | Naled               | 28 - 2666    | ND |
| Chlorantraniliprole | 46 - 2731           | ND           |  | Oxamyl              | 3 - 2768     | ND |
| Chlorpyrifos        | 47 - 2776           | ND           |  | Paclobutrazol       | 41 - 2732    | ND |
| Clofentezine        | 306 - 2776          | ND           |  | Permethrin          | 340 - 2681   | ND |
| Diazinon            | 298 - 2777          | ND           |  | Phosmet             | 41 - 2752    | ND |
| Dichlorvos          | 311 - 2758          | ND           |  | Prophos             | 290 - 2708   | ND |
| Dimethoate          | 45 - 2766           | ND           |  | Propoxur            | 39 - 2744    | ND |
| E-Fenpyroximate     | 296 - 2737          | ND           |  | Pyridaben           | 302 - 2767   | ND |
| Etofenprox          | 42 - 2726           | ND           |  | Spinosad A          | 36 - 2242    | ND |
| Etoxazole           | 299 - 2708          | ND           |  | Spinosad D          | 55 - 497     | ND |
| Fenoxycarb          | 45 - 2737           | ND           |  | Spiromesifen        | 306 - 2722   | ND |
| Fipronil            | 39 - 2733           | ND           |  | Spirotetramat       | 292 - 2784   | ND |
| Flonicamid          | 4 - 2732            | ND           |  | Spiroxamine 1       | 17 - 1160    | ND |
| Fludioxonil         | 260 - 2633          | ND           |  | Spiroxamine 2       | 21 - 1502    | ND |
| Hexythiazox         | 49 - 2737           | ND           |  | Tebuconazole        | 259 - 2755   | ND |
| Imazalil            | 286 - 2760          | ND           |  | Thiacloprid         | 41 - 2763    | ND |
| Imidacloprid        | 51 - 2800           | ND           |  | Thiamethoxam        | 45 - 2752    | ND |
| Kresoxim-methyl     | 53 - 2822           | ND           |  | Trifloxystrobin     | 41 - 2736    | ND |

**Final Approval**

 Karen Winternheimer  
16Jun2022  
04:48:00 PM MDT  
PREPARED BY / DATE

 Daniel Weidensaul  
16Jun2022  
05:01:00 PM MDT  
APPROVED BY / DATE