

CERTIFICATE OF ANALYSIS

PRODUCT NAME: Nano CBD Softgels
PRODUCT STRENGTH: 25 mg CBD
TINCTURE BATCH: 0803, 240123E
BEST BY DATE: 1/30/2026
HEMP EXTRACT LOT: 0803

Physical Attributes


Test	Method	Specification	Results
Color	Internal	Golden to Amber	PASS
Odor	Internal	No odor	PASS
Appearance	Internal	Dry, ovoid softgel capsules in container with lid and shrink-band	PASS
Primary Package Eval.	Internal	Container clean and free of filth. Container caps tight and shrink bands intact	PASS
Secondary Package Eval.	Internal	Labeling Compliance Checked, Cartons sturdy and clean. Sufficient cushion material exists. Box taped and secure.	PASS

Review of Third-Party Analysis

Panel	Method	Specification	Results*	Pass/Fail
Potency - Total CBD	HPLC-UV DAD	*NLT 25 mg / softgel	29mg	PASS
Potency - D9-THC	HPLC-UV DAD	LOQ: <0.01% (broad spectrum)	ND	PASS
Expanded Pesticide Panel	HPLC-QQQ	LOQ: Complies with CDPHE 6 CCR 1010-21 Industrial Hemp Extract	Below LOQ	PASS
Microbial Escherichia coli (STEC)	PCR	Complies with CDPHE 6 CCR 1010-21 - LOQ 1 CFU/25 gram	Absent	PASS
Microbial Salmonella	PCR	Complies with CDPHE 6 CCR 1010-21 - LOQ 1 CFU/25 gram	Absent	PASS
Microbial Yeast and Mold	Culture Plating	Complies with CDPHE 6 CCR 1010-21 - LOQ 10 ² CFU/gram	Below LOQ	PASS
Microbial Total Coliforms*	Culture Plating	Complies with CDPHE 6 CCR 1010-21 - LOQ 10 ² CFU/gram	Below LOQ	PASS
Microbial Total Aerobic Count*	Culture Plating	Complies with CDPHE 6 CCR 1010-21 - LOQ 10 ³ CFU/gram	Below LOQ	PASS
Heavy Metals Panel	ICP-MS	Arsenic (As): ≤1.5 ppm Cadmium (Cd): ≤0.5 ppm Lead (Pb): ≤0.5 ppm Mercury (Hg): ≤1.5 ppm	Below LOQ	PASS
Mycotoxins	ICP-MS	Total Aflatoxins <20 ppb† Aflatoxin B1 < 5 ppb Ochratoxin < 5ppb	Below LOQ	PASS
Residual Solvents	GC-HS-MSD	LOQ: Complies with CDPHE 6 CCR 1010-21 Industrial Hemp Extract	Below LOQ	PASS

*Level of Quantitation, † Parts Per Million ‡ Part Per Billion CFU/g=Colony Forming Units per Gram
 *Nothing Less Than
 10²=100 CFU
 10³=1,000 CFU

Quality Certified


 Name

2/14/2024

Date

25mg Broad Spectrum Nano CBD Softgels


Batch ID or Lot Number: 240123E	Test, Test ID and Methods: Various	Matrix: Finished Product	Page 2 of 5
Reported: 24Jan2024	Started: 23Jan2024	Received: 19Jan2024	


Cannabinoids - Colorado Compliance

Test ID: T000268091
Methods: TM14 (HPLC-DAD): Potency – Standard

Cannabinoid Analysis	LOD (mg)	LOQ (mg)	Result (mg)	Result (mg/g)	Notes
Cannabichromene (CBC)	0.059	0.169	ND	ND	# of Servings = 1 Sample Weight=0.529g
Cannabichromenic Acid (CBCA)	0.054	0.154	ND	ND	
Cannabidiol (CBD)	0.158	0.436	29.557	55.85	
Cannabidiolic Acid (CBDA)	0.162	0.447	ND	ND	
Cannabidivarin (CBDV)	0.037	0.103	<LOQ	<LOQ	
Cannabidivarinic Acid (CBDVA)	0.068	0.186	ND	ND	
Cannabigerol (CBG)	0.034	0.096	1.891	3.57	
Cannabigerolic Acid (CBGA)	0.140	0.400	ND	ND	
Cannabinol (CBN)	0.044	0.125	ND	ND	
Cannabinolic Acid (CBNA)	0.096	0.273	ND	ND	
Delta 8-Tetrahydrocannabinol (Delta 8-THC)	0.167	0.477	ND	ND	
Delta 9-Tetrahydrocannabinol (Delta 9-THC)	0.152	0.433	ND	ND	
Delta 9-Tetrahydrocannabinolic Acid (THCA-A)	0.134	0.383	ND	ND	
Tetrahydrocannabivarin (THCV)	0.030	0.087	ND	ND	
Tetrahydrocannabivarinic Acid (THCVA)	0.118	0.338	ND	ND	
Total Cannabinoids			31.448	59.42	
Total Potential THC			ND	ND	
Total Potential CBD			29.557	55.85	

Final Approval


Sam Smith
24Jan2024
09:27:00 AM MST
PREPARED BY / DATE


Karen Winternheimer
24Jan2024
09:35:00 AM MST
APPROVED BY / DATE

25mg Broad Spectrum Nano CBD Softgels

Batch ID or Lot Number: 240123E	Test, Test ID and Methods: Various	Matrix: Finished Product	Page 3 of 5
Reported: 24Jan2024	Started: 23Jan2024	Received: 19Jan2024	


Pesticides


Test ID: T000268092

Methods: TM17

(LC-QQ LC MS/MS)	Dynamic Range (ppb)	Result (ppb)		Dynamic Range (ppb)	Result (ppb)	
Abamectin	278 - 2656	ND		Malathion	287 - 2674	ND
Acephate	43 - 2744	ND		Metalaxyl	42 - 2689	ND
Acetamiprid	44 - 2697	ND		Methiocarb	45 - 2718	ND
Azoxystrobin	45 - 2680	ND		Methomyl	43 - 2771	ND
Bifenazate	38 - 2657	ND		MGK 264 1	159 - 1614	ND
Boscalid	53 - 2709	ND		MGK 264 2	114 - 1090	ND
Carbaryl	41 - 2679	ND		Myclobutanil	64 - 2706	ND
Carbofuran	44 - 2697	ND		Naled	45 - 2654	ND
Chlorantraniliprole	55 - 2700	ND		Oxamyl	43 - 2759	ND
Chlorpyrifos	48 - 2745	ND		Paclobutrazol	45 - 2710	ND
Clofentezine	282 - 2696	ND		Permethrin	279 - 2735	ND
Diazinon	277 - 2699	ND		Phosmet	37 - 2583	ND
Dichlorvos	281 - 2763	ND		Prophos	279 - 2711	ND
Dimethoate	42 - 2722	ND		Propoxur	44 - 2704	ND
E-Fenpyroximate	244 - 2799	ND		Pyridaben	293 - 2727	ND
Etofenprox	44 - 2722	ND		Spinosad A	35 - 2081	ND
Etoxazole	281 - 2664	ND		Spinosad D	66 - 670	ND
Fenoxycarb	34 - 2690	ND		Spiromesifen	274 - 2709	ND
Fipronil	38 - 2737	ND		Spirotetramat	277 - 2760	ND
Flonicamid	49 - 2702	ND		Spiroxamine 1	17 - 1003	ND
Fludioxonil	285 - 2671	ND		Spiroxamine 2	24 - 1617	ND
Hexythiazox	43 - 2741	ND		Tebuconazole	279 - 2705	ND
Imazalil	276 - 2723	ND		Thiacloprid	44 - 2715	ND
Imidacloprid	43 - 2781	ND		Thiamethoxam	45 - 2748	ND
Kresoxim-methyl	43 - 2720	ND		Trifloxystrobin	46 - 2705	ND

Final Approval


 Karen Winternheimer
 25Jan2024
 11:26:00 AM MST
 PREPARED BY / DATE


 Sam Smith
 25Jan2024
 11:27:00 AM MST
 APPROVED BY / DATE

25mg Broad Spectrum Nano CBD Softgels


Batch ID or Lot Number: 240123E	Test, Test ID and Methods: Various	Matrix: Finished Product	Page 1 of 5
Reported: 24Jan2024	Started: 23Jan2024	Received: 19Jan2024	


**Residual Solvents -
Colorado Compliance**

Test ID: T000268095
Methods: TM04 (GC-MS): Residual

Solvents	Dynamic Range (ppm)	Result (ppm)	Notes
Propane	82 - 1645	ND	
Butanes (Isobutane, n-Butane)	190 - 3797	ND	
Methanol	66 - 1328	ND	
Pentane	92 - 1844	ND	
Ethanol	92 - 1844	ND	
Acetone	102 - 2032	ND	
Isopropyl Alcohol	103 - 2069	ND	
Hexane	7 - 131	ND	
Ethyl Acetate	106 - 2112	ND	
Benzene	0.2 - 4.2	ND	
Heptanes	101 - 2025	ND	
Toluene	19 - 374	ND	
Xylenes (m,p,o-Xylenes)	134 - 2680	ND	

Final Approval


 Karen Winternheimer
 24Jan2024
 02:27:00 PM MST
 PREPARED BY / DATE


 Sam Smith
 24Jan2024
 02:28:00 PM MST
 APPROVED BY / DATE

25mg Broad Spectrum Nano CBD Softgels


Batch ID or Lot Number: 240123E	Test, Test ID and Methods: Various	Matrix: Finished Product	Page 4 of 5
Reported: 24Jan2024	Started: 23Jan2024	Received: 19Jan2024	

Microbial Contaminants - Colorado Compliance

Test ID: T000268093
Methods: TM25 (qPCR) TM24, TM26, TM27 (Culture Plating): Microbial (Colorado Panel)

	Method	LOD	Quantitation Range	Result	Notes
STEC	TM25: PCR	10 ⁰ CFU/25g	NA	Absent	Free from visual mold, mildew, and foreign matter
Salmonella	TM25: PCR	10 ⁰ CFU/25g	NA	Absent	
Total Yeast and Mold*	TM24: Culture Plating	10 ¹ CFU/g	1.0x10 ² - 1.5x10 ⁴	None Detected	
Total Aerobic Count*	TM26: Culture Plating	10 ² CFU/g	1.0x10 ³ - 1.5x10 ⁵	None Detected	
Total Coliforms*	TM27: Culture Plating	10 ¹ CFU/g	1.0x10 ² - 1.5x10 ⁴	None Detected	

Final Approval

 Eden Thompson-Wright 25Jan2024 10:00:00 AM MST	 Brianne Maillot 25Jan2024 01:21:00 PM MST
PREPARED BY / DATE	APPROVED BY / DATE

Heavy Metals - Colorado Compliance

Test ID: T000268094
Methods: TM19 (ICP-MS): Heavy Metals

Metals	Dynamic Range (ppm)	Result (ppm)	Notes
Arsenic	0.05 - 4.50	ND	
Cadmium	0.05 - 4.61	ND	
Mercury	0.05 - 4.69	ND	
Lead	0.05 - 4.69	ND	

Final Approval

 Sam Smith 25Jan2024 08:11:00 AM MST	 Karen Winternheimer 25Jan2024 08:17:00 AM MST
PREPARED BY / DATE	APPROVED BY / DATE

~~S _ Y4daSVEbWfdg @S a546 FaXW~~


Batch ID or Lot Number: S& #597	Test, Test ID and Methods: Various	Matrix: Finished Product	Page 5 of 5
Reported: 24Jan2024	Started: 23Jan2024	Received: 19Jan2024	


Mycotoxins - Colorado Compliance

Test ID: T000268096
Methods: TM18 (UHPLC-QQQ)

LCMS/MS): Mycotoxins	Dynamic Range (ppb)	Result (ppb)	Notes
Ochratoxin A	0.88 - 130.57	ND	N/A
Aflatoxin B1	0.92 - 33.07	ND	
Aflatoxin B2	0.92 - 33.07	ND	
Aflatoxin G1	0.98 - 32.87	ND	
Aflatoxin G2	1.80 - 33.46	ND	
Total Aflatoxins (B1, B2, G1, and G2)		ND	

Final Approval


Karen Winternheimer
26Jan2024
08:23:00 AM MST
PREPARED BY / DATE


Sam Smith
26Jan2024
08:37:00 AM MST
APPROVED BY / DATE



<https://results.botanacor.com/api/v1/coas/uuid/26d3533e-090c-4c8e-9294-03c34e498dfa>

Definitions
LOD = Limit of Detection, ULOQ = Upper Limit of Quantitation, LLOQ = Lower Limit of Quantitation, PPB = Parts per Billion, % = % (w/w) = Percent (weight of analyte / weight of product). ND = None Detected (defined by dynamic range of the method). Total Potential Delta 9-THC or CBD is calculated to take into account the loss of a carboxyl group during decarboxylation step, using the following formulas: Total Potential Delta 9-THC = Delta 9-THC + (Delta 9-THCa *(0.877)) and Total CBD = CBD + (CBDa *(0.877)). Fail equates to a concentration level of Delta 9-THC, on a dry weight basis, higher than 0.3 percent + or - the measurement uncertainty. Total Potential THC is calculated using the following formulas to take into account the loss of a carboxyl group during decarboxylation step. Total THC = THC + (THCa *(0.877)). ALOQ = Above Limit Of Quantitation (defined by dynamic range of the method), CFU/g = Colony Forming Units per Gram. Values recorded in scientific notation, a common microbial practice of expressing numbers that are too large to be conveniently written in decimal form. Examples: 10² = 100 CFU, 10³ = 1,000 CFU, 10⁴ = 10,000 CFU, 10⁵ = 100,000 CFU.

Testing results are based solely upon the sample submitted to SC Laboratories, Inc., in the condition it was received. SC Laboratories, Inc., warrants that all analytical work is conducted professionally in accordance with all applicable standard laboratory practices using validated methods. Data was generated using an unbroken chain of comparison to NIST traceable Reference Standards and Certified Reference Materials. This report may not be reproduced, except in full, without the written approval of SC Laboratories, Inc. ISO/IEC 17025:2017 A2LA Cert #: 4329.02 Chemical; 4329.03 Biological. Some tests listed on this COA may not be within our scope of A2LA accreditation. Please visit [A2LA for more details](#).



Cert #4329.02
26d3533e090c4c8e929403c34e498dfa.1